Cooper Lighting Solutions Photometric Lab
1121 Highway 74 South
Peachtree City, GA 30269

Scaled data based on original data using

LM-79-2019 Approved Method: Electrical and Photometric Measurements of Solid-State Lighting Products

Test Report Prepared for

Cooper Lighting Solutions

Brand: IRiS

Report Number: P1256267

Luminaire Tested: P3A02R459040DE010 E3CD1MW

Issue Date: 1/30/2026

Test Information

Test Method:	LM-79-2019
Report Number:	P1256267
	TEST IS SCALED FROM IESNA LM-79-08 TEST DATA (G1-2601-647-28)
Test Lab:	INNOVATION CENTER
Issue Date:	1/30/2026
Manufacturer:	COOPER LIGHTING SOLUTIONS
Product Line:	IRiS
Catalog Number:	P3A02R459040DE010 E3CD1MW
Description:	3in Adjustable LED luminaire with, R45 optic, 4000K CCT AND, 90CRI , E3CD1MW TRIM
Light Source:	-
Ballast/Driver:	-

Summary

Lumens per Lamp:	N/A
Luminaire Lumens:	351.0 lumens
Efficiency:	N/A
Efficacy:	97.5 lumens/watt
Spacing Criteria (0/90/45):	0.72 / 0.72 / 0.66
Luminous Opening:	Circular (Dia: 0.25' x H: 0')
CIE Type:	Direct
Input Watts (W):	3.6
Input Voltage (V):	NR
Input Current (Ain):	NR
Voltage Rise (V):	NR
Power Factor:	NR
Total Harmonic Distortion (THDi):	NR
Frequency (hertz):	60
Stabilization Time:	NR
Operation Time:	NR
Ambient Temperature (°C):	NR
Test Distance:	24 FT

TEST NUMBER: P1256267
CATALOG NUMBER: P3A02R459040DE010 E3CD1MW

Luminous Intensity Polar Plot

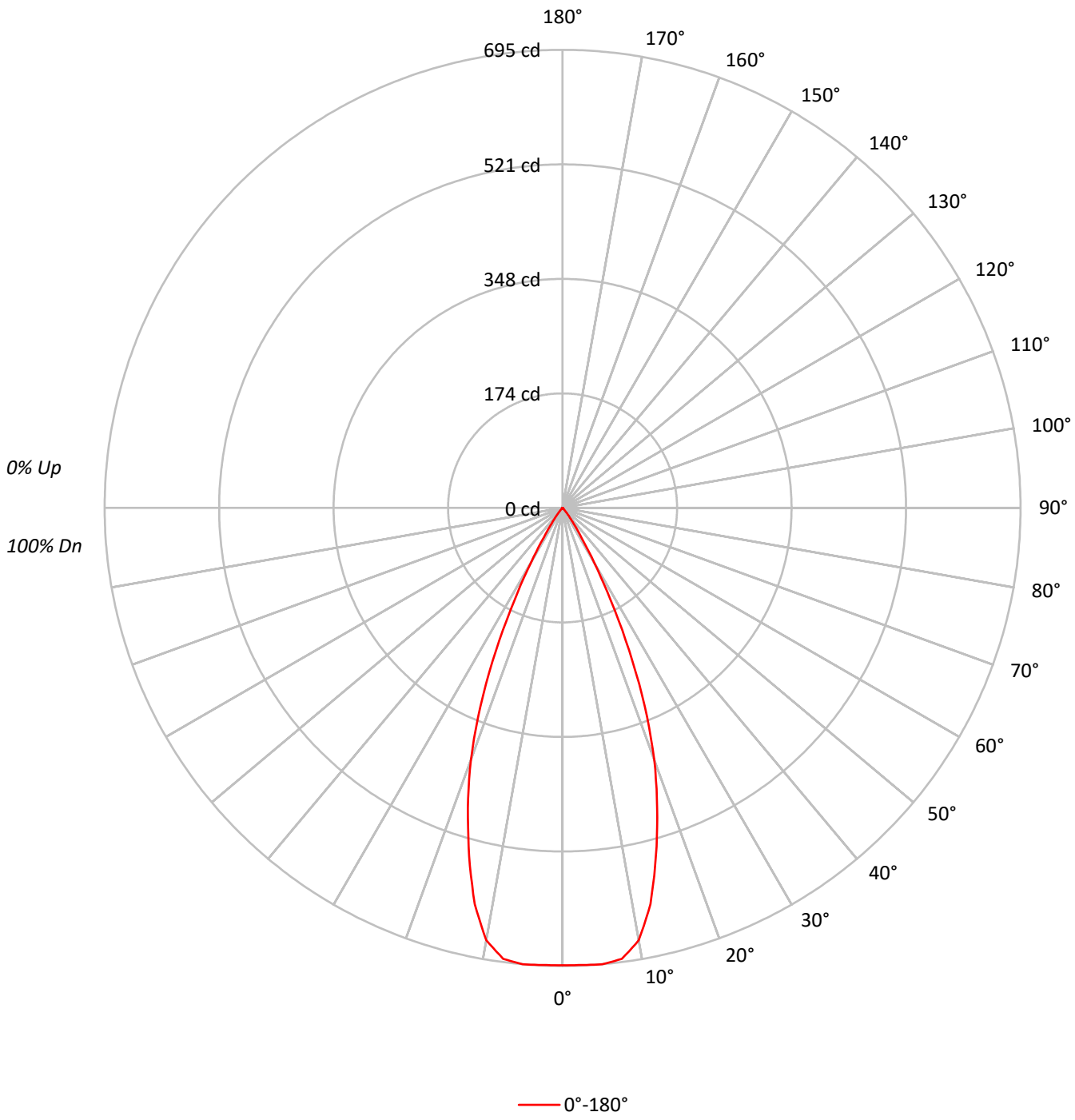

Cooper Lighting Solutions Photometric Lab
1121 Highway 74 South
Peachtree City, GA 30269

Scaled Data Report

TEST NUMBER: P1256267
CATALOG NUMBER: P3A02R459040DE010 E3CD1MW

COEFFICIENT OF UTILIZATION - ZONAL CAVITY METHOD:

RF	20				20				20			20			20			20
RC	80				70				50			30			10			0
RW	70	50	30	10	70	50	30	10	50	30	10	50	30	10	50	30	10	0
RCR																		
0	119	119	119	119	116	116	116	116	111	111	111	106	106	106	102	102	102	100
1	114	112	110	108	112	110	108	106	106	104	103	102	101	100	99	98	97	95
2	110	106	102	100	108	104	101	98	101	98	96	98	96	94	95	94	92	91
3	106	100	96	93	104	99	95	92	96	93	91	94	91	89	92	90	88	86
4	102	95	91	87	100	94	90	87	92	89	86	90	87	85	88	86	84	82
5	98	91	86	82	96	90	85	82	88	84	81	87	83	81	85	82	80	79
6	94	87	82	78	93	86	81	78	85	80	77	83	80	77	82	79	76	75
7	90	83	78	74	89	82	78	74	81	77	74	80	76	74	79	76	73	72
8	87	79	74	71	86	79	74	71	78	74	71	77	73	70	76	73	70	69
9	84	76	71	68	83	76	71	68	75	71	68	74	70	67	73	70	67	66
10	81	73	68	65	80	73	68	65	72	68	65	71	67	65	71	67	65	64

AVERAGE LUMINANCE (cd/sqm):

	0°
0°	152181
5°	152982
10°	148294
15°	124269
20°	94998
25°	57826
30°	24054
35°	7710
40°	2405
45°	496
50°	341
55°	382
60°	351
65°	415
70°	321
75°	424
80°	379
85°	0

MAXIMUM LUMINANCE 45°-90°:

Horizontal Angle: 0°
Vertical Angle: 82.5°
Luminance: 504 cd/sqm

Cooper Lighting Solutions Photometric Lab
1121 Highway 74 South
Peachtree City, GA 30269

Scaled Data Report

TEST NUMBER: P1256267
CATALOG NUMBER: P3A02R459040DE010 E3CD1MW

ZONAL LUMENS:

Zone	Lumens	% Fixture
0°-10°	65.5	18.7
10°-20°	150.5	42.9
20°-30°	108.3	30.9
30°-40°	22.5	6.4
40°-50°	2.1	0.6
50°-60°	0.8	0.2
60°-70°	0.7	0.2
70°-80°	0.4	0.1
80°-90°	0.1	0.0
90°-100°	0.0	0.0
100°-110°	0.0	0.0
110°-120°	0.0	0.0
120°-130°	0.0	0.0
130°-140°	0.0	0.0
140°-150°	0.0	0.0
150°-160°	0.0	0.0
160°-170°	0.0	0.0
170°-180°	0.0	0.0
0°-30°	324.3	92.4
0°-40°	346.9	98.8
0°-60°	349.7	99.6
0°-90°	351.0	100.0
90°-120°	0.0	0.0
90°-150°	0.0	0.0
90°-180°	0.0	0.0
0°-180°	351.0	100.0

CANDELA DISTRIBUTION:

	0°	Flux
0°	694	
5°	695	66
15°	547	150
25°	239	108
35°	29	23
45°	2	2
55°	1	1
65°	1	1
75°	0	0
85°	0	0
90°	0	

TEST NUMBER: P1256267
CATALOG NUMBER: P3A02R459040DE010 E3CD1MW

CANDELA DISTRIBUTION (FULL):

	0°
0°	694.0
2.5°	694.2
5°	695.0
7.5°	690.1
10°	666.0
12.5°	615.7
15°	547.4
17.5°	477.5
20°	407.1
22.5°	326.2
25°	239.0
27.5°	157.6
30°	95.0
32.5°	53.1
35°	28.8
37.5°	16.2
40°	8.4
42.5°	3.7
45°	1.6
47.5°	1.0
50°	1.0
52.5°	1.0
55°	1.0
57.5°	0.8
60°	0.8
62.5°	0.8
65°	0.8
67.5°	0.5
70°	0.5
72.5°	0.5
75°	0.5
77.5°	0.3
80°	0.3
82.5°	0.3
85°	0.0
87.5°	0.0
90°	0.0

Cooper Lighting Solutions Photometric Lab
1121 Highway 74 South
Peachtree City, GA 30269

LM-79-2019: Approved Method: Electrical and Photometric Measurements of Solid-State Lighting Products

Report Prepared for

Cooper Lighting Solutions

IRiS

Report Number: SP1-2504-409-14

Test Date: 05/14/2025

Luminaire Tested: LD3A05R129040D010 E3D1H

Data in this report applies to families of products including LD3A

Report Generated By FNC07603 / LDUCLS01DT446
Version: v7.04

Test Information

Test Method:	LM-79-2019
Report Number:	SP1-2504-409-14
Test Lab:	COOPER LIGHTING SOLUTIONS
Photometer:	SP1 - 76IN SPHERE
Measurement Geometry:	4π
Issue Date:	05/18/2025
Manufacturer:	COOPER LIGHTING SOLUTIONS
Product Line:	IRiS
Catalog Number:	**LD3A05R129040D010 E3D1H**
Description:	3in Adjustabled LED luminaire with, R12 optic, 4000K CCT AND, 90CRI LEDS, E3D1H TRIM

Spectral Parameters

CCT (K):	4015	CRI (Ra):		92.3			
CIE u':	0.2239	R1:		93.1	R9:		58.4
CIE v':	0.5033	R2:		93.8	R10:		85.3
Duv:	0.0016	R3:		94.2	R11:		94.4
CIE x:	0.3809	R4:		94.2	R12:		74.9
CIE y:	0.3805	R5:		92.7	R13:		93.3
CIE z:	0.2386	R6:		91.9	R14:		96.5
Peak Wavelength (nm):	450	R7:		94.0	R15:		89.0
Dominant Wavelength (nm):	578	R8:		84.8			
Purity:	28.51686						
Rf:	91.5						
Rg:	100.3						

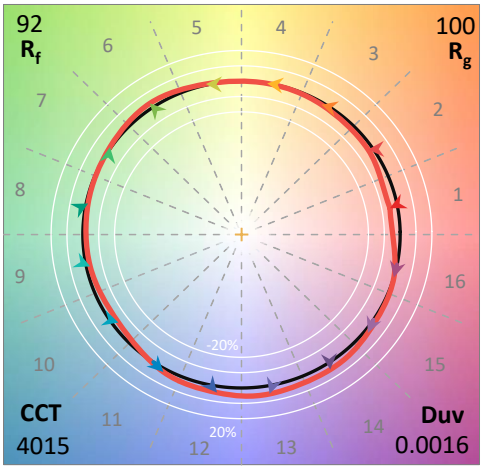

Test Conditions

Stabilization Time:	26M
Operation Time:	1H 26M
Sphere Temperature (°C):	24.9

Measurement and Test Equipment			
Instrument	Identification Number	Calibration Date	Calibration Due Date
Photometer	IN0058	12/16/2024	6/16/2025
Power Meter	INXT2011004	1/21/2025	1/21/2026
AC Power Source	IN0063	10/22/2024	10/22/2025
DC Power Source	IN0208	10/22/2024	10/22/2025
Sphere Thermometer	IN0085	10/22/2024	10/22/2025
Room Thermometer	IN0046	10/22/2024	10/22/2025

REPORT NUMBER: SP1-2504-409-14

CIE 1931 Chromaticity Diagram

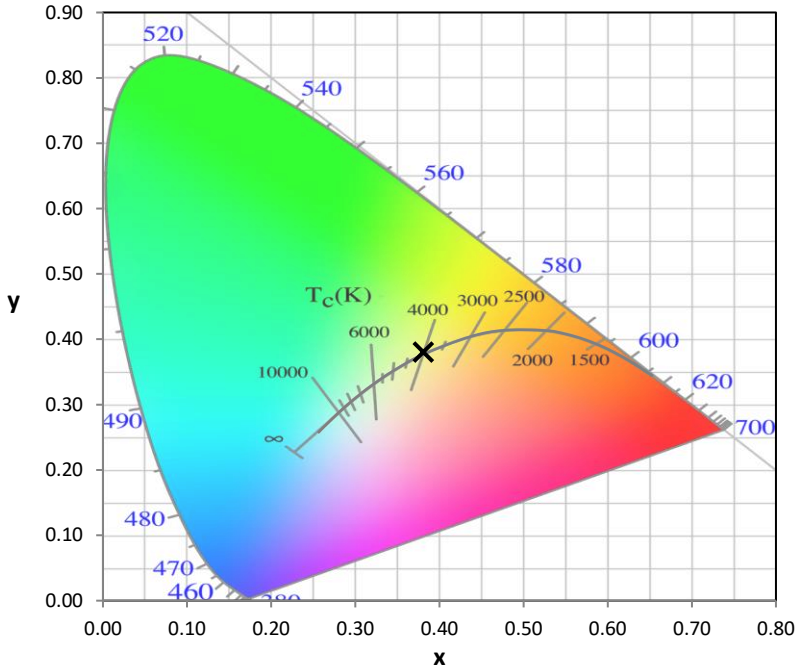

CIE 1931 Chromaticity Diagram with 2017 ANSI 7-Step and 4-Step Quadrangles

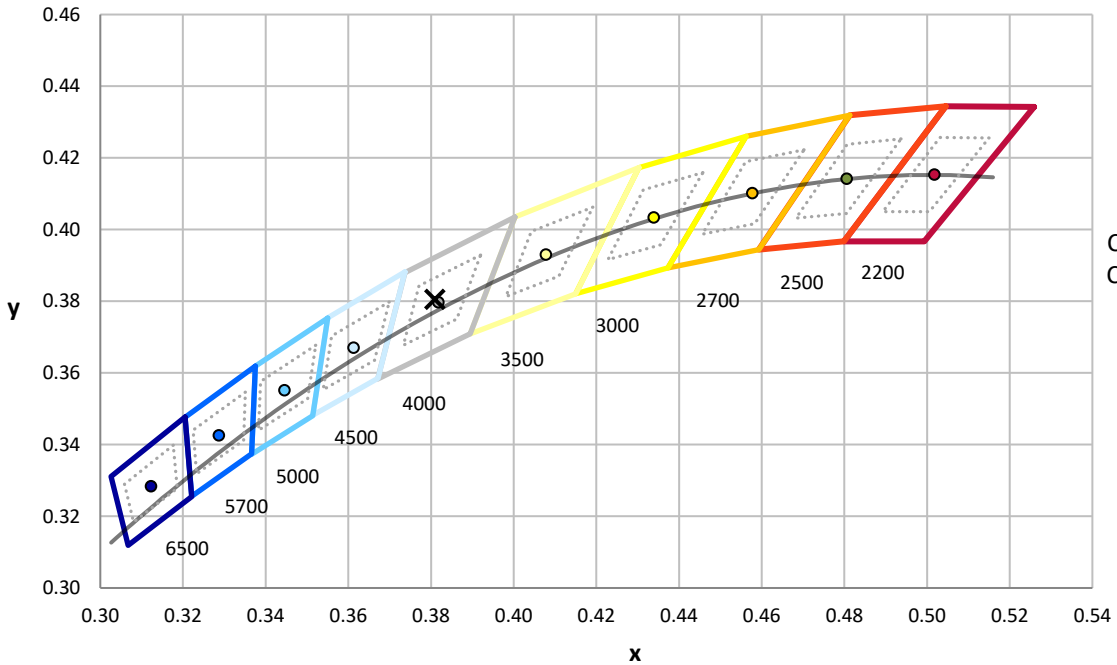

CCT = 4015K
CIE x = 0.3809
CIE y = 0.3805
Duv = 0.0016

Point lies inside the ANSI 4000K 4-step quadrangle

REPORT NUMBER: SP1-2504-409-14

Photopic Flux vs. Wavelength

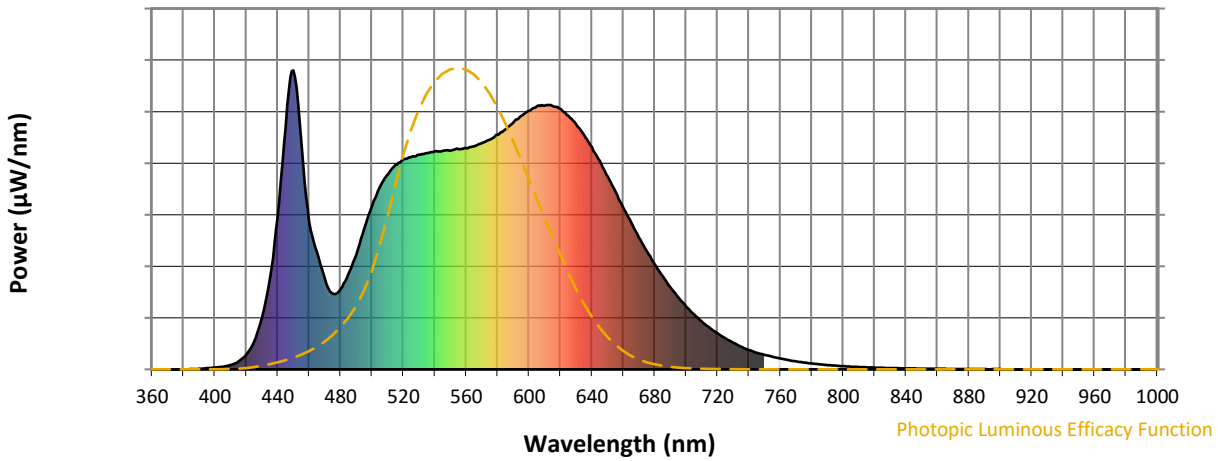

Photopic Lumens: NR

λ (nm)	Power W^/nm	Lumens (ϕ/nm)	λ (nm)	Power W^/nm	Lumens (ϕ/nm)	λ (nm)	Power W^/nm	Lumens (ϕ/nm)	λ (nm)	Power W^/nm	Lumens (ϕ/nm)	λ (nm)	Power W^/nm	Lumens (ϕ/nm)
360	0	NR	490	385	NR	620	871	NR	750	49	NR	880	1	NR
365	0	NR	495	468	NR	625	849	NR	755	42	NR	885	1	NR
370	0	NR	500	547	NR	630	819	NR	760	36	NR	890	1	NR
375	0	NR	505	609	NR	635	784	NR	765	31	NR	895	1	NR
380	0	NR	510	652	NR	640	744	NR	770	27	NR	900	1	NR
385	1	NR	515	684	NR	645	697	NR	775	23	NR	905	0	NR
390	2	NR	520	702	NR	650	645	NR	780	20	NR	910	0	NR
395	4	NR	525	710	NR	655	594	NR	785	17	NR	915	0	NR
400	6	NR	530	718	NR	660	541	NR	790	14	NR	920	0	NR
405	9	NR	535	723	NR	665	491	NR	795	12	NR	925	0	NR
410	15	NR	540	729	NR	670	441	NR	800	11	NR	930	0	NR
415	26	NR	545	731	NR	675	395	NR	805	9	NR	935	0	NR
420	49	NR	550	731	NR	680	352	NR	810	8	NR	940	0	NR
425	95	NR	555	736	NR	685	312	NR	815	7	NR	945	0	NR
430	173	NR	560	740	NR	690	275	NR	820	6	NR	950	0	NR
435	305	NR	565	746	NR	695	241	NR	825	5	NR	955	0	NR
440	511	NR	570	757	NR	700	210	NR	830	4	NR	960	0	NR
445	811	NR	575	768	NR	705	184	NR	835	4	NR	965	0	NR
450	1000	NR	580	785	NR	710	159	NR	840	3	NR	970	0	NR
455	760	NR	585	803	NR	715	139	NR	845	3	NR	975	0	NR
460	496	NR	590	826	NR	720	120	NR	850	3	NR	980	0	NR
465	392	NR	595	848	NR	725	104	NR	855	2	NR	985	0	NR
470	302	NR	600	865	NR	730	89	NR	860	2	NR	990	0	NR
475	253	NR	605	879	NR	735	76	NR	865	2	NR	995	0	NR
480	269	NR	610	882	NR	740	65	NR	870	1	NR	1000	0	NR
485	319	NR	615	881	NR	745	55	NR	875	1	NR			

REPORT NUMBER: SP1-2504-409-14

Scotopic Flux vs. Wavelength

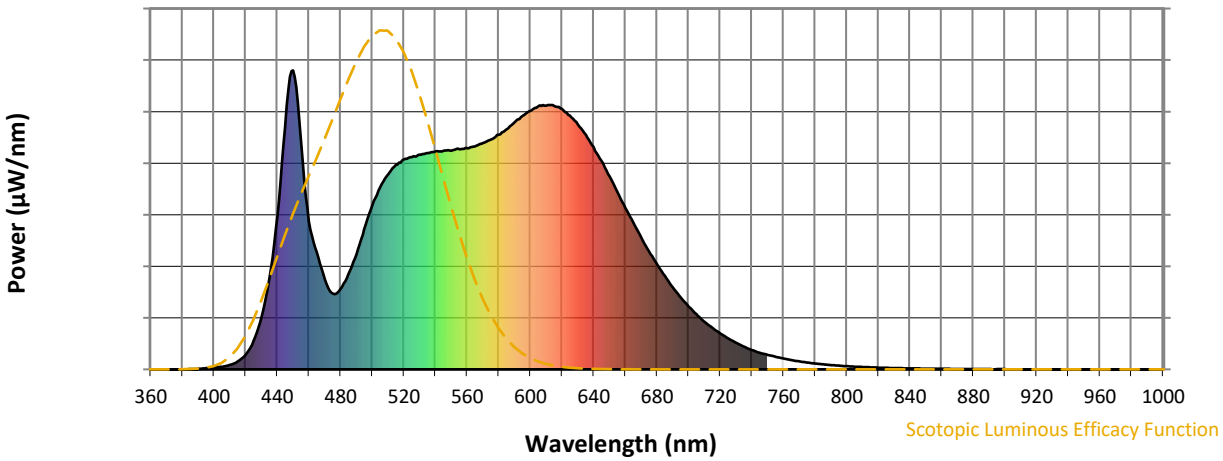

Scotopic Lumens: NR **S/P: 1.77**

λ (nm)	Power W^/nm	Lumens (ϕ/nm)	λ (nm)	Power W^/nm	Lumens (ϕ/nm)	λ (nm)	Power W^/nm	Lumens (ϕ/nm)	λ (nm)	Power W^/nm	Lumens (ϕ/nm)	λ (nm)	Power W^/nm	Lumens (ϕ/nm)
360	0	NR	490	385	NR	620	871	NR	750	49	NR	880	1	NR
365	0	NR	495	468	NR	625	849	NR	755	42	NR	885	1	NR
370	0	NR	500	547	NR	630	819	NR	760	36	NR	890	1	NR
375	0	NR	505	609	NR	635	784	NR	765	31	NR	895	1	NR
380	0	NR	510	652	NR	640	744	NR	770	27	NR	900	1	NR
385	1	NR	515	684	NR	645	697	NR	775	23	NR	905	0	NR
390	2	NR	520	702	NR	650	645	NR	780	20	NR	910	0	NR
395	4	NR	525	710	NR	655	594	NR	785	17	NR	915	0	NR
400	6	NR	530	718	NR	660	541	NR	790	14	NR	920	0	NR
405	9	NR	535	723	NR	665	491	NR	795	12	NR	925	0	NR
410	15	NR	540	729	NR	670	441	NR	800	11	NR	930	0	NR
415	26	NR	545	731	NR	675	395	NR	805	9	NR	935	0	NR
420	49	NR	550	731	NR	680	352	NR	810	8	NR	940	0	NR
425	95	NR	555	736	NR	685	312	NR	815	7	NR	945	0	NR
430	173	NR	560	740	NR	690	275	NR	820	6	NR	950	0	NR
435	305	NR	565	746	NR	695	241	NR	825	5	NR	955	0	NR
440	511	NR	570	757	NR	700	210	NR	830	4	NR	960	0	NR
445	811	NR	575	768	NR	705	184	NR	835	4	NR	965	0	NR
450	1000	NR	580	785	NR	710	159	NR	840	3	NR	970	0	NR
455	760	NR	585	803	NR	715	139	NR	845	3	NR	975	0	NR
460	496	NR	590	826	NR	720	120	NR	850	3	NR	980	0	NR
465	392	NR	595	848	NR	725	104	NR	855	2	NR	985	0	NR
470	302	NR	600	865	NR	730	89	NR	860	2	NR	990	0	NR
475	253	NR	605	879	NR	735	76	NR	865	2	NR	995	0	NR
480	269	NR	610	882	NR	740	65	NR	870	1	NR	1000	0	NR
485	319	NR	615	881	NR	745	55	NR	875	1	NR			

REPORT NUMBER: SP1-2504-409-14

Melanopic Flux vs. Wavelength

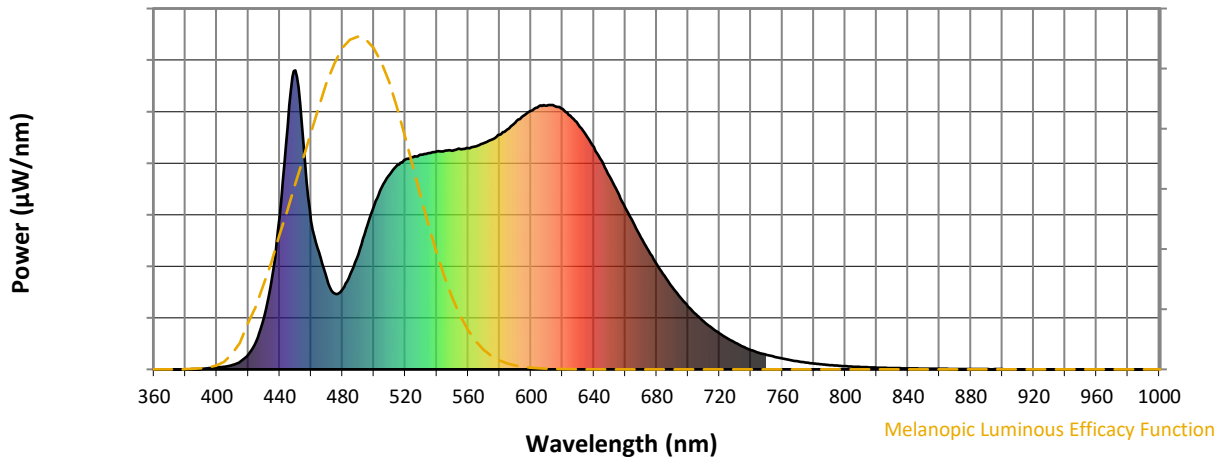

Melanopic Lumens: NR **M/P: 3.62**

λ (nm)	Power W^/nm	Lumens (ϕ/nm)	λ (nm)	Power W^/nm	Lumens (ϕ/nm)	λ (nm)	Power W^/nm	Lumens (ϕ/nm)	λ (nm)	Power W^/nm	Lumens (ϕ/nm)	λ (nm)	Power W^/nm	Lumens (ϕ/nm)
360	0	NR	490	385	NR	620	871	NR	750	49	NR	880	1	NR
365	0	NR	495	468	NR	625	849	NR	755	42	NR	885	1	NR
370	0	NR	500	547	NR	630	819	NR	760	36	NR	890	1	NR
375	0	NR	505	609	NR	635	784	NR	765	31	NR	895	1	NR
380	0	NR	510	652	NR	640	744	NR	770	27	NR	900	1	NR
385	1	NR	515	684	NR	645	697	NR	775	23	NR	905	0	NR
390	2	NR	520	702	NR	650	645	NR	780	20	NR	910	0	NR
395	4	NR	525	710	NR	655	594	NR	785	17	NR	915	0	NR
400	6	NR	530	718	NR	660	541	NR	790	14	NR	920	0	NR
405	9	NR	535	723	NR	665	491	NR	795	12	NR	925	0	NR
410	15	NR	540	729	NR	670	441	NR	800	11	NR	930	0	NR
415	26	NR	545	731	NR	675	395	NR	805	9	NR	935	0	NR
420	49	NR	550	731	NR	680	352	NR	810	8	NR	940	0	NR
425	95	NR	555	736	NR	685	312	NR	815	7	NR	945	0	NR
430	173	NR	560	740	NR	690	275	NR	820	6	NR	950	0	NR
435	305	NR	565	746	NR	695	241	NR	825	5	NR	955	0	NR
440	511	NR	570	757	NR	700	210	NR	830	4	NR	960	0	NR
445	811	NR	575	768	NR	705	184	NR	835	4	NR	965	0	NR
450	1000	NR	580	785	NR	710	159	NR	840	3	NR	970	0	NR
455	760	NR	585	803	NR	715	139	NR	845	3	NR	975	0	NR
460	496	NR	590	826	NR	720	120	NR	850	3	NR	980	0	NR
465	392	NR	595	848	NR	725	104	NR	855	2	NR	985	0	NR
470	302	NR	600	865	NR	730	89	NR	860	2	NR	990	0	NR
475	253	NR	605	879	NR	735	76	NR	865	2	NR	995	0	NR
480	269	NR	610	882	NR	740	65	NR	870	1	NR	1000	0	NR
485	319	NR	615	881	NR	745	55	NR	875	1	NR			

REPORT NUMBER: SP1-2504-409-14

TM-30-18

Summary

R_f = 91.5
R_g = 100.3
CIE R_a = 92.3
R_9 = 58.4

Spectral Power Distribution Comparison

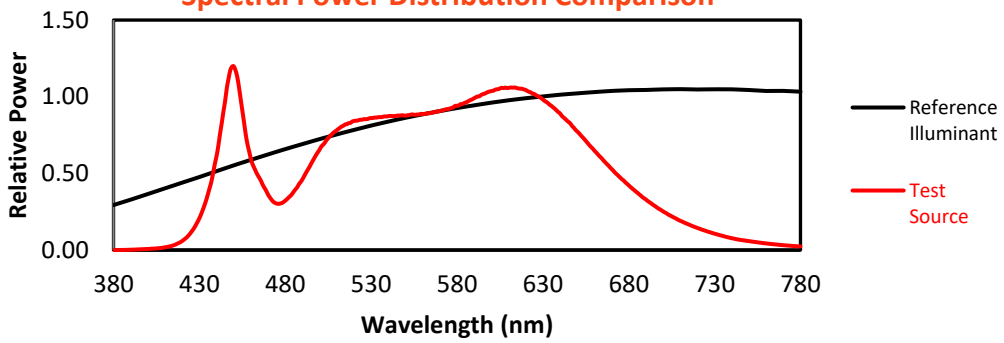

Color Vector Graphics

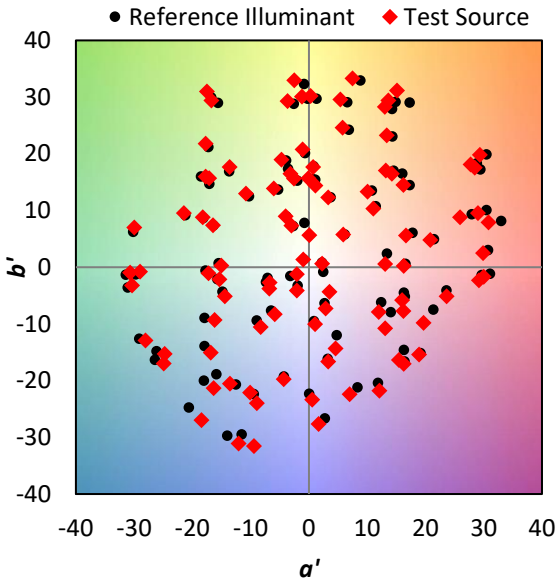

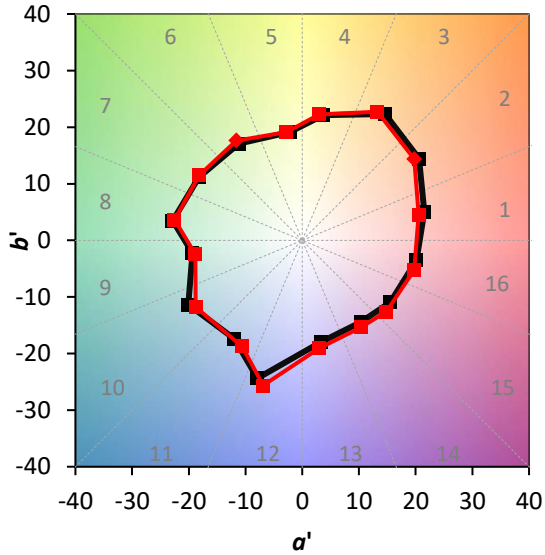

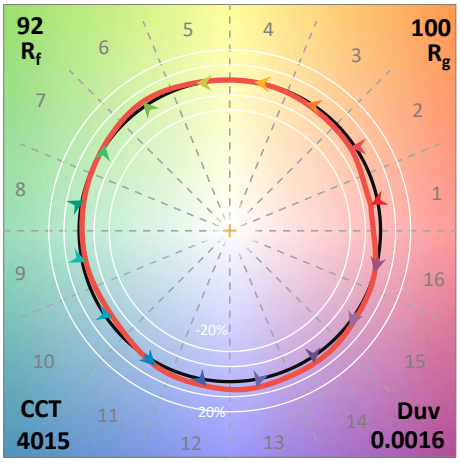

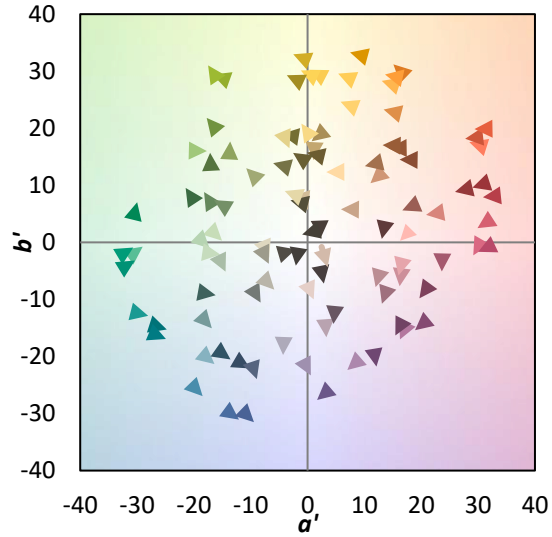

Individual Sample Fidelity Index ($R_{f,i}$)

CES01 = 85	CES26 = 91	CES51 = 99	CES76 = 84
CES02 = 61	CES27 = 93	CES52 = 97	CES77 = 88
CES03 = 31	CES28 = 95	CES53 = 95	CES78 = 80
CES04 = 69	CES29 = 92	CES54 = 96	CES79 = 96
CES05 = 49	CES30 = 99	CES55 = 95	CES80 = 92
CES06 = 50	CES31 = 93	CES56 = 94	CES81 = 89
CES07 = 42	CES32 = 88	CES57 = 94	CES82 = 96
CES08 = 41	CES33 = 95	CES58 = 94	CES83 = 97
CES09 = 29	CES34 = 92	CES59 = 98	CES84 = 94
CES10 = 74	CES35 = 95	CES60 = 94	CES85 = 84
CES11 = 57	CES36 = 85	CES61 = 94	CES86 = 87
CES12 = 63	CES37 = 94	CES62 = 92	CES87 = 91
CES13 = 43	CES38 = 94	CES63 = 92	CES88 = 96
CES14 = 74	CES39 = 98	CES64 = 93	CES89 = 87
CES15 = 71	CES40 = 94	CES65 = 88	CES90 = 97
CES16 = 47	CES41 = 99	CES66 = 90	CES91 = 75
CES17 = 49	CES42 = 91	CES67 = 89	CES92 = 79
CES18 = 56	CES43 = 91	CES68 = 89	CES93 = 88
CES19 = 71	CES44 = 99	CES69 = 91	CES94 = 80
CES20 = 66	CES45 = 94	CES70 = 86	CES95 = 83
CES21 = 85	CES46 = 95	CES71 = 81	CES96 = 91
CES22 = 78	CES47 = 95	CES72 = 94	CES97 = 93
CES23 = 91	CES48 = 95	CES73 = 79	CES98 = 93
CES24 = 90	CES49 = 93	CES74 = 94	CES99 = 91
CES25 = 71	CES50 = 99	CES75 = 81	

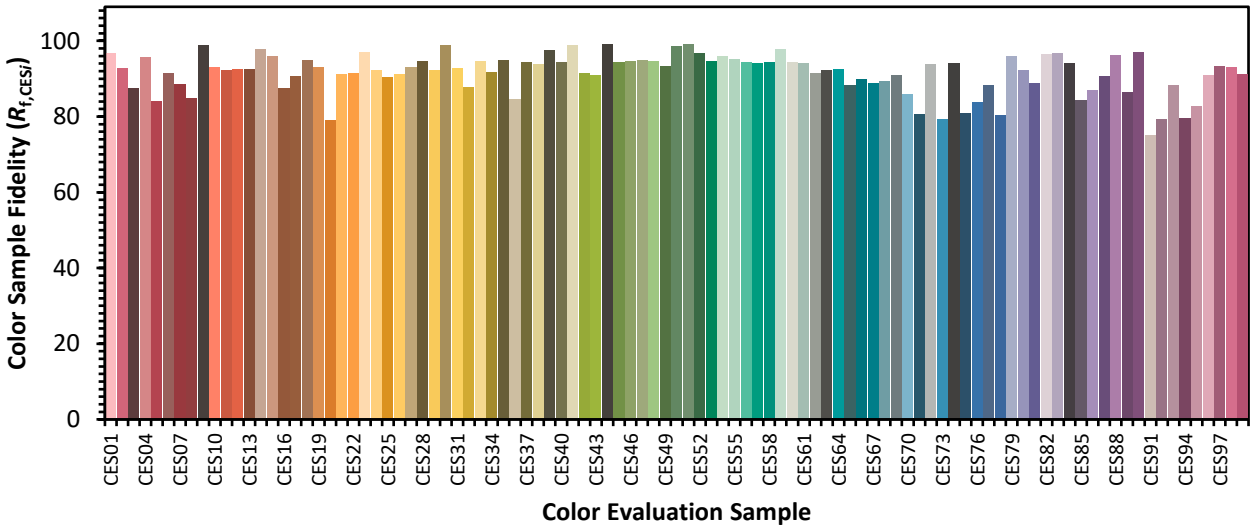

Color Rendition by Hue-Angle Bin

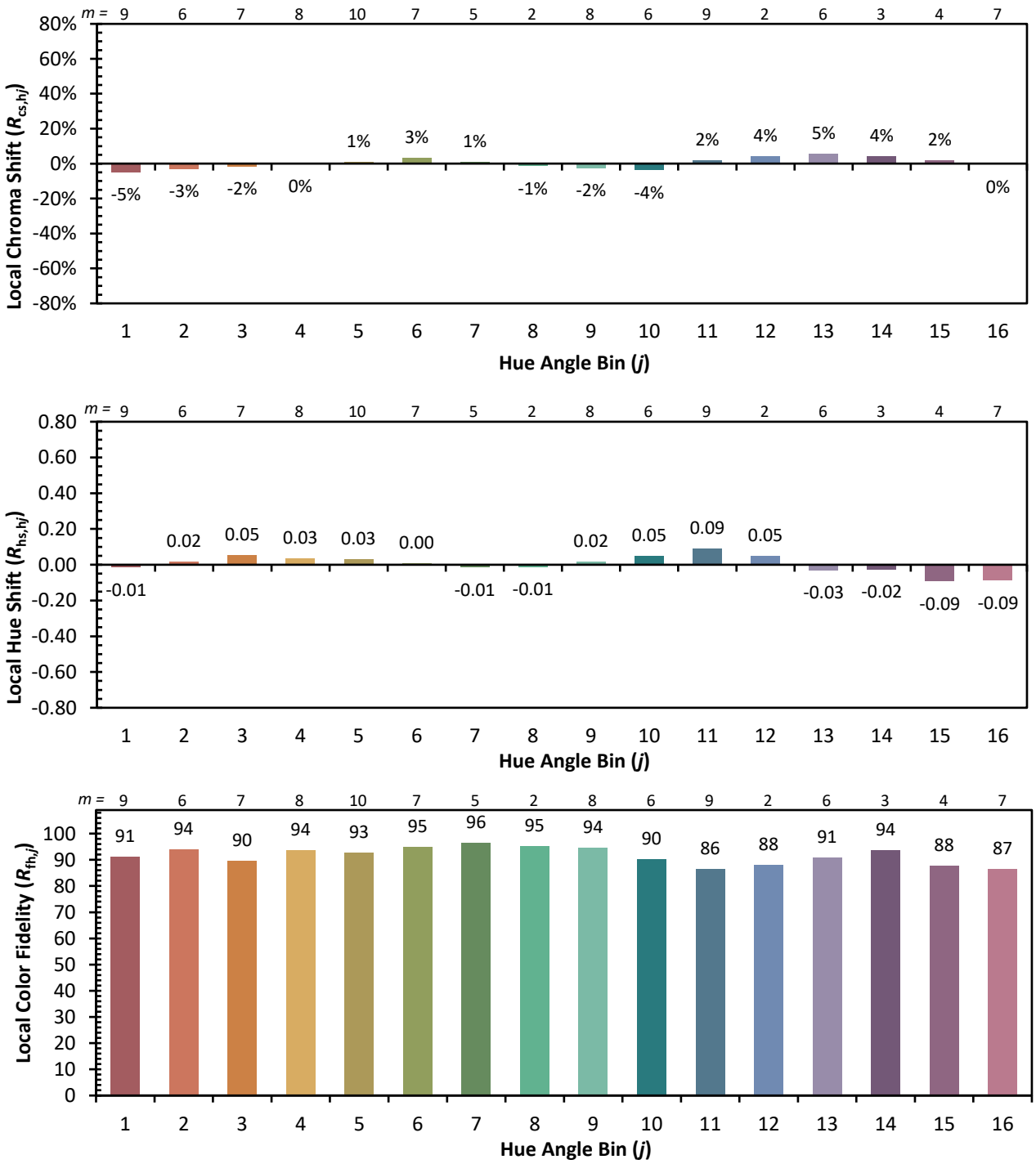

Measure Comparisons

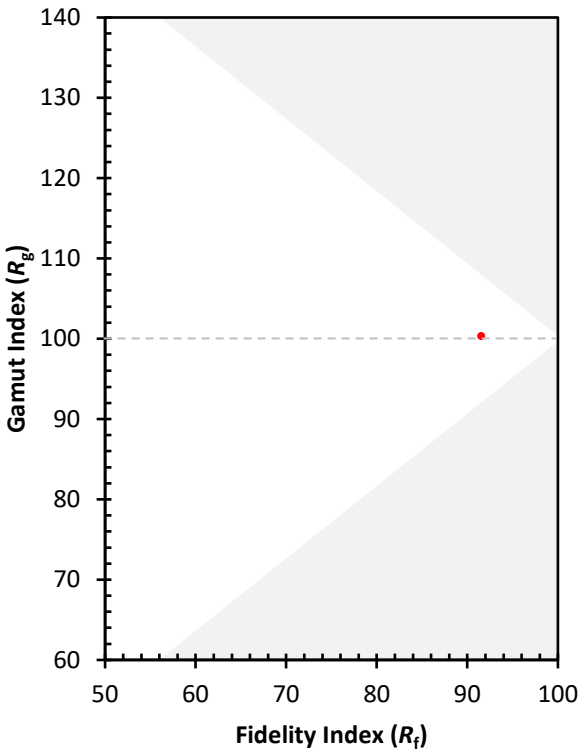

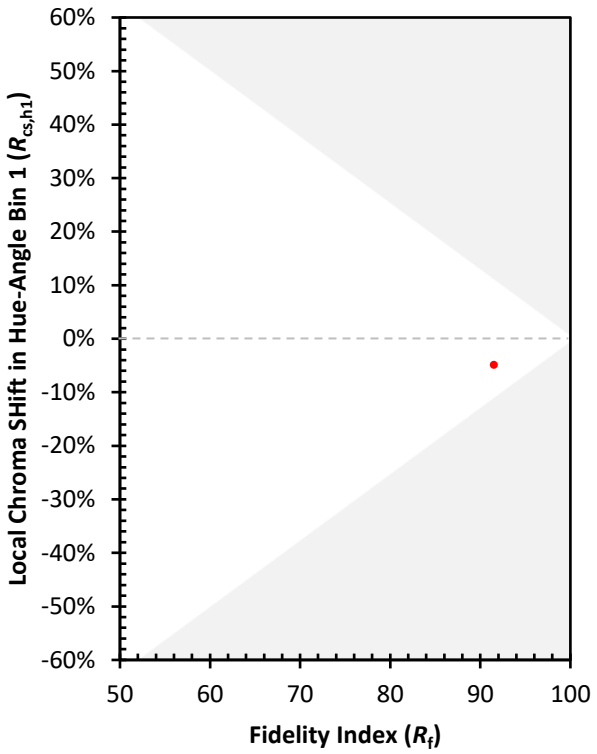

(END OF REPORT)